



Searching for your Kaiyu Ticket: Travel Tips

Thank you for visiting Osaka Aquarium Kaiyukan in eco-friendly and smart way taking advantage of the OSAKA Kaiyu Ticket. We hope the following travel tips based on visitors' inquiries would be able to answer some of your questions. We try to cover which type of the Kaiyu Ticket would be the best choice for you according to your travel plan. If your question is not answered, feel free to contact us: info@kaiyukan.com. When inquiring, please include as concrete information as possible, specifying the starting point (train station etc.), final destination of the day, and date of your visit etc., so that we could give you better and concrete advice. Thank you and we are looking forward to your visit!

Case example-1: From/to Kansai International Airport (KIX)

Case example-2: Enjoy a whole day in OSAKA

Case example-3: ROUND TRIP between Osaka & Kyoto

Case example-4: ROUND TRIP between Osaka & Kobe

Case example-5: ROUND TRIP between Osaka & Nara

Case example-6: Travel between 3 cities (1): Kobe, Osaka, and Kyoto

Case example-7: Travel between 3 cities (2): Osaka, Nara, and Kyoto


Case example-8: ONE WAY TRIP between Osaka & other city (e.g. Nara)

Case example-9: Trip from/to/between Universal City

Case example-1: From/to Kansai International Airport (KIX)

“We will arrive at Kansai International Airport (KIX) early in the morning, and then visit Kaiyukan after checking in at our hotel in Namba, Osaka.”

“We will leave our hotel in Namba, Osaka, visit Kaiyukan, and then depart for KIX.”



- We would recommend OSAKA Kaiyu Ticket **“Nankai Electric Railway version”** which can be purchased at Nankai Railway Kansai Airport Station, which is linked to the Kansai International Airport (KIX). <http://www.kansai-airport.or.jp/en/access/train/>
The ticket booth Kansai Airport Station is open from early in the morning: from 5:45 am (as of March 2019) when the first train of the day departs.
<https://www.howto-osaka.com/en/traffic/train/timetable.html>

The Kaiyu Ticket covers entry to Kaiyukan plus all the rides of the day: from KIX → your hotel (e.g. Namba) → Osaka Aquarium Kaiyukan → back to your hotel

[From KIX to Namba: Nankai Railway]

Take Airport Express or Limited Express (Rapi:t) from Kansai Airport Station to Namba Station.

*Note: If you are taking Limited Express (Rapi:t), additional fees of 520 yen is required on top of the Osaka Kaiyu Ticket.

[From Namba to Osaka Aquarium Kaiyukan: Osaka Metro]

Take Osaka Metro Midosuji-Line (red line) to “Hommmachi”. At Hommmachi, change to Osaka Metro Chuo-Line (green line) bound for Cosmo Square and get off at “Osakako.”

[From Osaka Aquarium Kaiyukan to Namba: Osaka Metro]

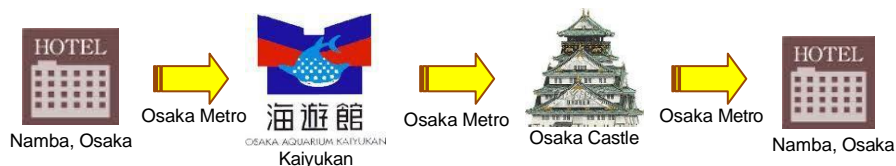
Take Osaka Metro Chuo-Line (green line) from Osakako to Hommmachi. From Hommmachi, change to Osaka Metro Midosuji-Line (red line) to reach Namba.

For more information about OSAKA Kaiyu Ticket “Nankai Electric Railway version”, call Nankai Telephone Center @ 06-6643-1005. (8:30 – 18:30 *except New Year)

Case example-2: Enjoy a whole day in OSAKA

“We want to visit Kaiyukan and other sightseeing spots in central Osaka, and then come back to our hotel in Namba.”

- We would recommend OSAKA Kaiyu Ticket **“Osaka Metro Line version”** which can be purchased at Kansai International Airport (KIX) and many other locations including Osaka Metro stations. Recommended to buy the ticket at the airport if your itinerary is already decided.



This type covers the entry to Kaiyukan plus unlimited ride of the Osaka Metro rides, for example, from Namba (your hotel) → Osaka Castle → Osaka Aquarium Kaiyukan → back to Namba.

[From Namba to Osaka Castle: Osaka Metro]

Take Osaka Metro Midosuji-Line (red line) to “Hommmachi.” At Hommmachi, change to Osaka Metro Chuo-Line (green line, eastbound) and get off at “Tanimachi 4-chome.”

[From Osaka Castle to Osaka Aquarium Kaiyukan: Osaka Metro]

Take Osaka Metro Chuo-Line (green line) from Tanimachi 4-chome all the way to “Osakako.”

[From Osaka Aquarium Kaiyukan back to Namba: Osaka Metro]

Take Osaka Metro Chuo-Line (green line) from Osakako to Hommmachi. From Hommmachi, change to Osaka Metro Midosuji-Line (red line) to reach Namba.

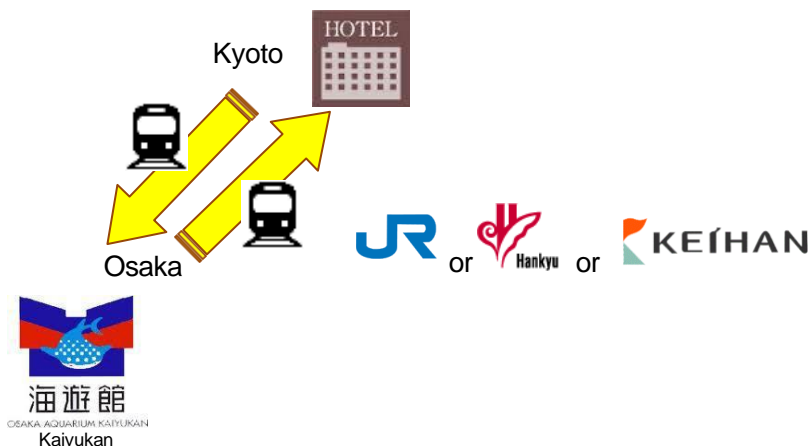
For more information about OSAKA Kaiyu Ticket “Osaka Metro Line version”, please call Osaka Metro, Osaka City Bus Information Center at 06-6582-1400. (Every day, 8:00-21:00)

Case example-3: ROUND TRIP between Osaka & Kyoto

“We will come back to our hotel in central Kyoto after visiting Kaiyukan.”

“We want to visit Kaiyukan and Kyoto, and come back to our hotel in Osaka City.”

→ It will depend on where in Kyoto you are traveling from/to, and which railway company you are travelling by: **JR, Hankyu Railway, or Keihan Railway** etc.



[Traveling by JR? Take advantage of “Osaka Metro Line version”]*

JR Kyoto ⇔ JR Shin-Osaka or Osaka (transfer) Osaka Metro Shin-Osaka or Umeda ⇔ Osakako (Kaiyukan)

If your train station in Kyoto is JR, we would recommend taking JR between Kyoto and Osaka (Shin-Osaka or Osaka Station) and after that, travel by Kaiyu Ticket “Osaka Metro Line version.” *Note: There is no Kaiyu Ticket which covers JR rides.

After getting off at **JR Shin-Osaka**, change to Osaka Metro and **purchase the OSAKA Kaiyu Ticket “Osaka Metro Line version” at Osaka Metro Shin-Osaka Station**. Using OSAKA Kaiyu Ticket, from Shin-Osaka, take Osaka Metro Midosuji-line (red line, southbound) to “Hommachi.” From Hommachi, take Chuo-line (green-line) to reach “Osakako.”

Transfer can be also made at **JR Osaka** Station. In this case purchase the OSAKA Kaiyu Ticket “Osaka Metro Line version” at **Osaka Metro Umeda Station** and travel by Osaka Metro as noted above.

This Kaiyu Ticket covers all the Osaka Metro rides and entry to Kaiyukan.



[Traveling by Hankyu Railway? Take advantage of “Hankyu Railway version”]

Hankyu station in Kyoto ⇔ Hankyu Umeda (transfer) Osaka Metro Umeda ⇔ Osakako (Kaiyukan)

If your train station in Kyoto is Hankyu Line, we would recommend traveling by OSAKA Kaiyu Ticket **“Hankyu Railway version,”** which can be purchased at the Information Counter at Kawaramachi or Katsura Station in Kyoto, and travel down to Umeda Station, the final stop. After getting off at Hankyu Umeda Station, change to Osaka Metro and take Midosuji-line (red line, southbound) from “Umeda” to “Hommmachi.” From Hommmachi, take Chuo-line (green-line) to reach “Osakako.” This Kaiyu Ticket covers all the Hankyu and Osaka Metro rides and entry to Kaiyukan.

For more information, please call Hankyu Railway Information Center at 0570-089-500 or 06-6133-3473.

(Mon - Fri: 9:00-22:00, weekend & holiday: 9:00-19:00)



[Traveling by Keihan Railway? Take advantage of “Keihan Railway version”]

Keihan station in Kyoto ⇔ Yodoyabashi (transfer) Osaka Metro Yodoyabashi ⇔ Osakako (Kaiyukan)

If your train station in Kyoto is Keihan Line, we would recommend traveling by OSAKA Kaiyu Ticket **“Keihan Railway version,”** which can be purchased at Chushojima/ Tambabashi/ Gion-Shijyo/ Sanjyo/ Demachiyana Station, and travel down to “Yodoyabashi,” the final stop. After getting off at Keihan Yodoyabashi, change to Osaka Metro and take Midosuji-line (red line, southbound) from “Yodoyabashi” to “Hommmachi.” From Hommmachi, take Chuo-line (green-line) to reach “Osakako.” This Kaiyu Ticket covers all the Keihan and Osaka Metro rides and entry to Kaiyukan.

For more information, please call Keihan Railway Customer Center at 06-6945-4560.

(Mon - Fri: 9:00-19:00, weekend & holiday:9:00-17:00, closed on Dec 30-Jan 3)

Case example-4: ROUND TRIP between Osaka & Kobe

“We will travel from Kobe-Sannomiya, Kobe to Osaka to visit Kaiyukan, and return to our hotel in Sannomiya.”

From Kobe-Sannomiya, there are two types Osaka Kaiyu Ticket available at the same price (3,050 yen for adult): **“Hankyu Railway version”** and **“Hanshin Electric Railway version”**. Both can be purchased at Information Counter or station master’s office at respective Kobe-Sannomiya Stations and other locations as shown on the website:

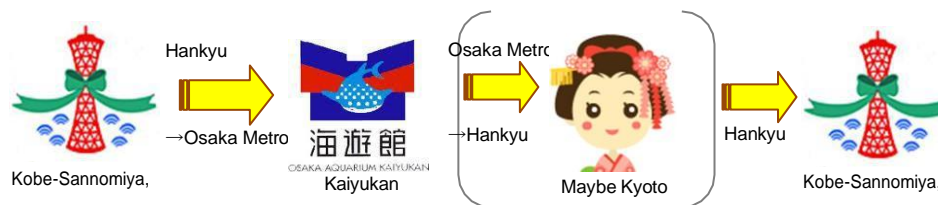
[Basic Information] <https://www.kaiyukan.com/language/eng/basicinformation.pdf>



[OK to travel in a crowd and may be visiting Kyoto, too? Take advantage of **“Hankyu Railway version”**]

This type covers wider area enabling you to travel between 3 cities: Kobe, Osaka and Kyoto. We would recommend this type if you may want to travel to Kyoto on the same day and/or you do not mind traveling in a crowd.

Kobe-Sannomiya – Kaiyukan, Osaka – (Kyoto) – Kobe-Sannomiya is fully covered.



Suggested travel route: Transfer at “Umeda” and “Hommmachi”

Kobe-Sannomiya ⇔ Umeda (transfer to Osaka Metro Midosuji line) Umeda ⇔ Hommmachi (transfer to Osaka Metro Chuo line) ⇔ Osakako (Kaiyukan)

Suggested travel route for traveling to Kyoto after visiting Kaiyukan:

(Same as above part of the way) Hankyu Umeda (Kyoto line) ⇒ Kawaramachi, Kyoto ⇒ Hankyu Juso (transfer to Hankyu Kobe line) ⇒ Kobe-Sannomiya

This Kaiyu Ticket covers all the Hankyu and Osaka Metro rides and entry to Kaiyukan.

For more information, please call Hankyu Railway Information Center at 0570-089-500 or 06-6133-3473.

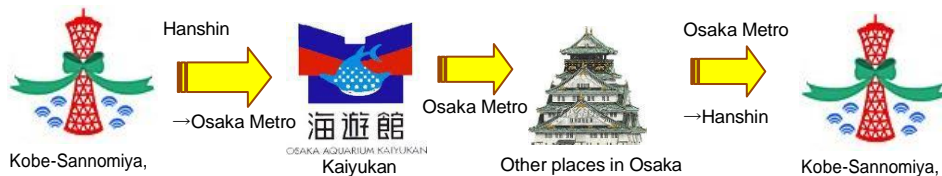
(Mon - Fri: 9:00-22:00, weekend & holiday: 9:00-19:00)



[Want to avoid a crowd and travel easy? Take advantage of “Hanshin Electric Railway version”]

This type allows you to travel easier with only one transfer, by taking Rapid Express (Kaisoku Kyuko, departs 2-3 times every hour) from “Kobe-Sannomiya” to “Kujo.” We would recommend this type if you are traveling with small kids, for example, and would like to avoid the crowd of central Osaka.

Kone-Sannomiya, Kobe – Kaiyukan, Osaka – (other spots in Osaka) – Kobe-Sannomiya, Kobe is fully covered.



Suggested travel route: Transfer at “Kujo”

Kobe-Sannomiya (Namba line via Amagasaki) ⇔ Kujo (transfer to Osaka Metro Chuo line) Kujo ⇔ Osakako (Kaiyukan)

Other travel route: Transfer at “Umeda” and “Hommmachi” (Same as Hankyu ver.)

Kobe-Sannomiya ⇔ Umeda (transfer to Osaka Metro Midosuji line) Umeda ⇔ Hommmachi (transfer to Osaka Metro Chuo line) ⇔ Osakako (Kaiyukan)

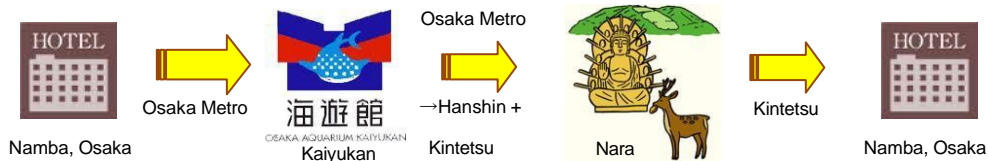
This Kaiyu Ticket covers all the Hanshin and Osaka Metro rides and entry to Kaiyukan. For more information, please call Hanshin Electric Railway at 06-6457-2258.

(Mon - Fri: 9:00-17:00, closed on Dec 30-Jan 3)

Case example-5: ROUND TRIP between Osaka & Nara

“We want to visit Kaiyukan and Nara, and come back to our hotel in Namba, Osaka. In Nara, we want to visit Todaiji Temple and Nara Park.”

→ We would recommend OSAKA Kaiyu Ticket **“Kintetsu Line (Plan-2) version”** which covers your travel between central Nara.



This type covers Osaka Metro, Hanshin Railway (“Kujo”-“Osaka-Namba”) and Kitnetsu Railway between Osaka City and Nara, including Kintetsu-Nara Station.

[From Namba to Osaka Aquarium Kaiyukan: Osaka Metro]

Take Osaka Metro Midosuji-Line (red line) to “Homomachi.” At Homomachi, change to Osaka Metro Chuo-Line (green line) bound for Cosmo Square and get off at “Osakako.”

Alternatively, if you would like to avoid the crowd, take Hanshin Railway (Namba line) from “Osaka-Namba” to “Kujo,” and change to Osaka Metro Chuo-Line (green line) bound for Cosmo Square and get off at “Osakako.” Takes about the same amount of time.

[From Osaka Aquarium Kaiyukan to Kintetsu-Nara: Osaka Metro & Kintetsu Railway]

Take Osaka Metro Chuo-Line (green line) from “Osakako” to “Ikoma” (via Nagata Sta., no transfer required). From Ikoma, change to Kintetsu Railway (Nara line) to reach “Kintetsu-Nara” where Todaiji Temple and Nara Park are located.

[From Kintetsu-Nara to Namba: Kintetsu Railway]

Take Kintetsu Railway (Nara line) all the way to reach “Osaka Namba.”

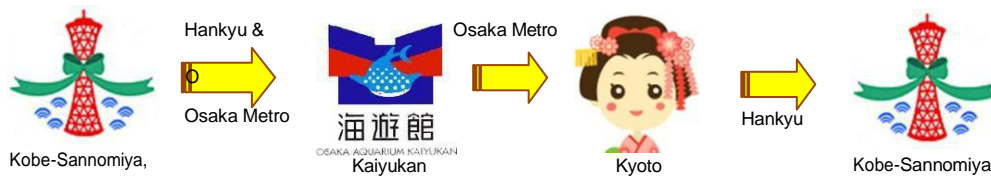
For more information about OSAKA Kaiyu Ticket “Kintetsu Line (Plan-2) version”, call Kintetsu Railway Telephone Center @ 050-3536-3957 (8:00-21:00).

Case example-6: Travel between 3 cities (1): Kobe, Osaka, and Kyoto

“We want to travel from Kobe-Sannomiya, visit Kaiyukan in Osaka, then go to Kyoto, and come back to our hotel in Sannomiya.”

We would recommend **“Hankyu Railway version”** which covers three cities: Kobe-Sannomiya – Kaiyukan, Osaka – Kyoto – Kobe-Sannomiya.

For details, please see “Hankyu Railway version” shown in **Case example-4**.



This type covers all the Hankyu and Osaka Metro rides and entry to Kaiyukan.

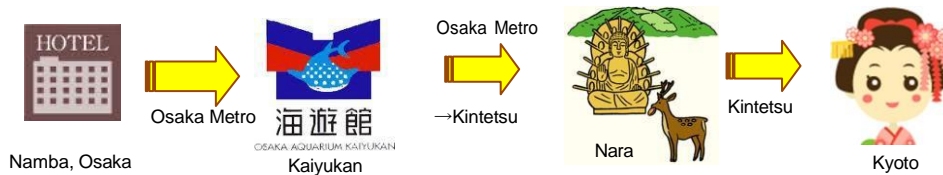
For more information, please call Hankyu Railway Information Center at 0570-089-500 or 06-6133-3473.

(Mon - Fri: 9:00-22:00, weekend & holiday: 9:00-19:00)

Case example-7: Travel between 3 cities (2): Osaka, Nara and Kyoto

“We will leave our hotel in Namba, Osaka, visit Kaiyukan, and Todaiji Temple and Nara Park in Nara. After that, we will leave for our hotel in Kyoto.”

We would recommend **“Kintetsu Line version (Plan-2)”** which covers three cities: Osaka - Kaiyukan – Nara – Kyoto.



This Kaiyu Ticket covers Osaka Metro, Hanshin Railway (“Kujo”-“Osaka-Namba”) and Kintetsu Railway between Osaka City and Kintetsu-Nara and Kyoto.

[From Namba to Osaka Aquarium Kaiyukan: Osaka Metro]

Take Osaka Metro Midosuji-Line (red line) to “Homomachi.” At Homomachi, change to Osaka Metro Chuo-Line (green line) bound for Cosmo Square and get off at “Osakako.”

Alternatively, if you would like to avoid the crowd, take Hanshin Railway (Namba line) from “Osaka-Namba” to “Kujo,” and change to Osaka Metro Chuo-Line (green line) bound for Cosmo Square and get off at “Osakako.” Takes about the same amount of time.

[From Osaka Aquarium Kaiyukan to Kintetsu-Nara: Osaka Metro & Kintetsu Railway]

Take Osaka Metro Chuo-Line (green line) from “Osakako” to “Ikoma” (via Nagata Sta., no transfer required). From Ikoma, change to Kintetsu Railway (Nara line) to reach “Kintetsu-Nara” where Todaiji Temple and Nara Park are located.

[From Kintetsu-Nara to Kyoto: Kintetsu Railway]

One transfer. Take Kintetsu Nara Line to “Yamato-Saidaiji.” At Yamato-Saidaiji, change to Kyoto Line all the way to reach “Kyoto.”

For more information about OSAKA Kaiyu Ticket “Kintetsu Line (Plan-2) version”, call Kintetsu Railway Telephone Center @ 050-3536-3957 (8:00-21:00).

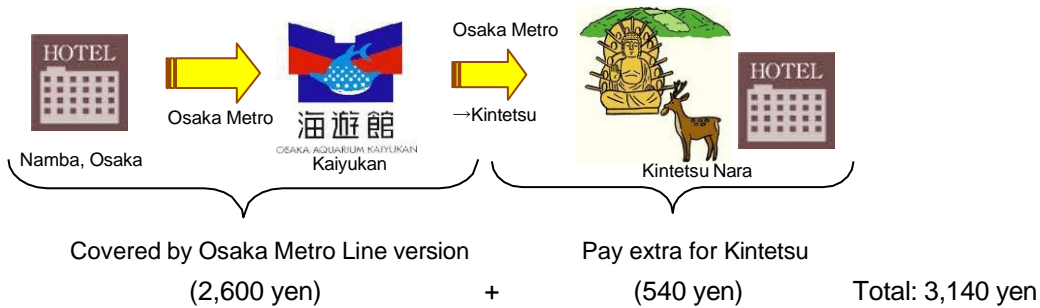
Case example-8: ONE WAY TRIP between Osaka & other city

If you are making one way trip between Osaka and other city (e.g. Kyoto, Nara, Kobe etc.), in many cases, **“Osaka Metro Line version”** is the best choice.

[e.g. Kintetsu Nara]

“We will start from our hotel in Namba, visit Kaiyukan and then go to Kintetsu Nara to visit Todaiji Temple and Nara Park. We will stay at a hotel there. Should we buy Kintetsu Line version?”

→ **“Osaka Metro Line version”** would be a better choice by paying extra for taking Kintetsu.



We would recommend Kintetsu Line ver. (Plan-2) (3,660 yen) if you are making a round trip by Kintetsu between Osaka city and Kintetsu Line ver. (Plan-2) area including Kintetsu Nara Sta.

[From Osaka Aquarium Kaiyukan to Kintetsu-Nara: Osaka Metro & Kintetsu Railway]

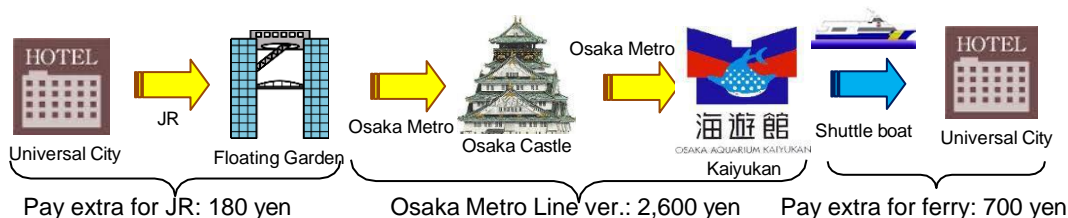
Take Osaka Metro Chuo-Line (green line) from “Osakako” to “Ikoma” (via Nagata Sta., no transfer required). From Ikoma, change to Kintetsu Railway (Nara line) to reach “Kintetsu-Nara” where Todaiji Temple, Nara Park and your hotel are located.

Case example-9: Trip from/to/between Universal City

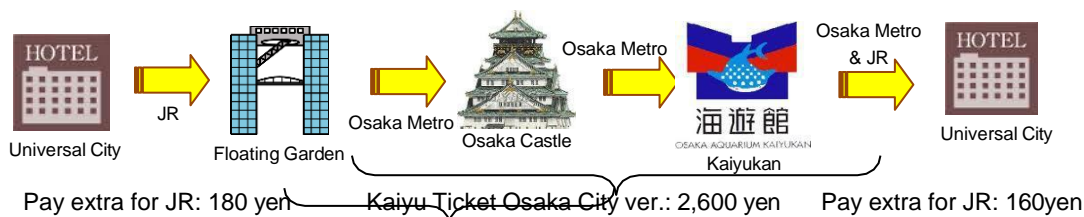
“We want to visit Kaiyukan and other attractions in central Osaka, and come back to our hotel in Universal City.”

- ➔ We would recommend OSAKA Kaiyu Ticket **“Osaka Metro Line version”** which can be purchased at Kansai International Airport (KIX) and many other locations including Osaka Metro stations. Recommended to buy the ticket at the airport if your itinerary is already decided. The Kaiyu Ticket covers entry to Kaiyukan plus some train rides (see below).
- ➔ If you have not purchased the Kaiyu Ticket “Osaka Metro Line version” yet, it would be easier to visit other location first around where you can purchase the Kaiyu Ticket. For example, if you are visiting **Floating Garden Observatory (Umeda Sky Bldg.)** → **Osaka Castle** → **Kaiyukan**, purchase the Kaiyu Ticket at Osaka Metro Higashi-Umeda Station after visiting the Floating Garden to cover your travel thereafter.
- ➔ Also, if your priority is “time-saving and easy travel,” you can take ferry for return trip from Kaiyukan to Universal City: it is 10-minute ride. If your priority is “money-saving,” take JR + Osaka Metro for return trip.

[Route 1] Time-saving and easy: Total: 3,480 yen



[Route 2] Money-saving: Total: 2,940 yen



[From Universal City to Floating Garden: JR]

Take JR Sakurajima Line to “Nishikujo”. At Nishikujo, change to JR Osaka Loop Line and get off at “Osaka.” Some trains take you directly to “Osaka” without transferring. It’s about 10-minute walk from the station.

[From Floating Garden to Osaka Castle: Osaka Metro]

Purchase OSAKA Kaiyu Ticket “Osaka Metro Line version” at Osaka Metro “Higashi-Umeda,” which is connected to JR Osaka. Then take Osaka Metro Tanimachi-Line (purple line) and get off at “Tanimachi 4-chome.” No transfer required.

[From Osaka Castle to Osaka Aquarium Kaiyukan: Osaka Metro]

From “Tanimachi 4-chome,” take Osaka Metro Chuo-Line (Green line) bound for Cosmo Square and get off at “Osakako.” No transfer required.

[From Osaka Aquarium Kaiyukan back to Universal City]

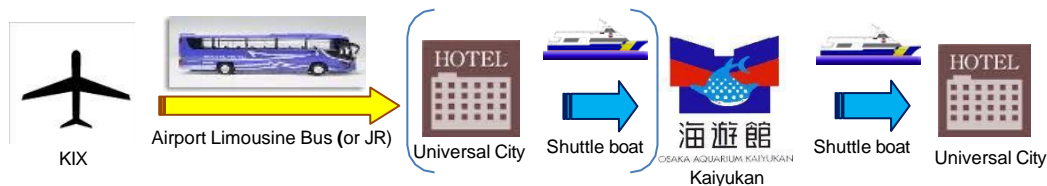
Route-1: Ferry service “Captain Line.” Ten-minute ride.

“Captain Line”: <http://www.mmjp.or.jp/Capt-Line/english/eindexnew.html>

Route-2: Osaka Metro + JR

Take Osaka Metro Chuo-Line (green line) from “Osakako” to “Bentencho.” At Bentencho, change to JR Osaka Loop Line bound for Osaka, and get off at “Nishikujo.” At Nishikujo, change to JR Sakurajima Line to reach Universal City.

“We will be arriving at Kansai International Airport (KIX), travelling to our hotel in Universal City to check in first, and making our trip to Osaka Aquarium Kaiyukan.”



- ➔ In this case, the Osaka Kaiyu Ticket may not be necessarily the best choice for you. There are several routes and there seems to be no big difference with regard to the travel expense. **Airport Limousine Bus** is the easiest, especially if you are carrying a big luggage, and the fastest depending on timing. It directly takes you from the airport to Universal City (via Tempozan/Kaiyukan). A ferry service **Captain Line** is the easiest for the travel between Universal City and Osaka Aquarium Kaiyukan.
- ➔ Alternatively, you can visit Kaiyukan before checking-in. Take the airport limousine bus and get off at Tempozan/Kaiyukan, deposit your luggage, and enjoy the aquarium. After that you can go to Universal City by the ferry. This way, you make one ferry ride instead of two, saving you some time.

Route-1: Airport Limousine Bus + Ferry service Total cost: 4,900 yen for adult

[From KIX to Universal City: Kasai Airport Limousine Bus]

The easiest and fastest way depending on timing.

It directly takes you from Kansai International Airport (KIX) to Universal City (via Tempozan/Kaiyukan). It takes about 70 minutes and fare is 1,600 yen for adult.

Bus schedule: http://www.kate.co.jp/pc/e_time_table/e_usj.html

The bus leaves about every hour in the morning.

For more information (e.g. bus top area map, how to purchase ticket etc.), please check the following website: http://www.kate.co.jp/pc/e_lim_guide/e_lim.html

[Between Universal City and Osaka Aquarium Kaiyukan: Captain Line ferry service]

“Captain Line”: <http://www.mmjp.or.jp/Capt-Line/english/eindexnew.html>

It is 10-minutes ride and the fares for adult are 1,300 yen for round trip and 700 yen for one way. The combo tickets which covers ferry ride and the entry to Kaiyukan are available at 3,300 yen (16 y/o or older, round trip, save 300yen) and 2,700 yen (16 y/o or older, one way, save 300yen).

Route-2: JR + Ferry service Total cost: 4,510 yen for adult

[From KIX to Universal City: JR]

It costs 1,210 yen and takes about 70 minutes. The hotels in Universal City like the following provide details: <http://www.hoteluniversalport.jp/en/access/>

[Between Universal City and Osaka Aquarium Kaiyukan: Ferry]

Same as “Route-1.”

If your question is not answered, feel free to contact us: info@kaiyukan.com. When inquiring, please include as concrete information as possible, specifying the starting point (train station etc.), final destination of the day, and date of your visit etc., so that we could give you better and concrete advice. Thank you and we are looking forward to your visit!